



Club Health Assessment for District 336 D through February 2025

			Status	Membership							Reports					Finance	LCIF
Club Number	Club Name	Charter Date		Current Member Count	YTD Members Added	YTD Members Dropped	YTD Net Growth	YTD Net Growth%	Member Count 12 Months Ago	Avg. length of service for dropped members	Months Since Last MMR ***	Yrs. Since Last Officer Report	President Rotation	Vice President Reported ****	Months Since Last Activity Report ***	Account Balance	Donations for current Fiscal Year
			Number of times on status quo within last two years	If below 15 members appears				If net loss is greater than 20% appears			If no report in 3 months appears in	When more than one year appears in	Number of repeat terms	Notes the officers that do not have an active	If no report at 12 months appears in red		
Clubs less than two years old																	
179705	Shunankoritsudaigaku	11/22/2024	Active	54	54	0	54	100.00%	0		0			T,M,VP,SC	N/A		
Clubs more than two years old																	
24082	AKAGI	12/29/1972	Active	21	4	1	3	16.67%	0	17	1			N	T,M,VP,SC	16	\$727.31
24088	DAITO	02/28/1966	Active	21	0	0	0	0.00%	0		10			N	T,M,SC	24+	\$1,694.36
24097	GOTSU	09/18/1960	Active	75	5	2	3	4.17%	0	13	2			N	SC	0	\$8,692.43
Exc Award (06/30/2024)																	
24099	HAGI	02/11/1962	Active	62	1	1	0	0.00%	0	36	4			N	P,T,M,SC	24+	\$4,796.97
24098	HAMADA	04/01/1958	Active	39	2	1	1	2.63%	0	1	5			N	P,T,VP	24+	\$2,289.52
30860	HAMADA KAMEYAMA	05/30/1975	Active	46	3	2	1	2.22%	0	9	0			N	T,M,SC	4	\$4,300.06
24100	HIGASHIIZUMO	08/24/1970	Active	34	1	1	0	0.00%	0	8	2			N	S,M,VP,SC	0	\$2,124.01
24101	HIKARI	04/30/1962	Active	38	5	3	2	5.56%	0	16	2			N	T	0	\$3,144.25
24102	HIKAWA	04/29/1966	Active	49	0	3	-3	-5.77%	0	23	1			N	T,M,VP,SC	8	\$7,646.45
24103	HIRAO	06/16/1971	Active	6	0	0	0	0.00%	0		8		2		S,M,VP,SC	24+	\$600.00
24104	HIRATA	02/15/1964	Active	27	0	0	0	0.00%	0		8			N	S,T,SC	16	\$3,845.99
24114	HOFU	04/05/1961	Active	35	0	2	-2	-5.41%	0	6	2			N	SC	0	\$6,978.93
24115	HOFU CHUO	01/31/1965	Active	28	3	0	3	12.00%	0		1			N	M,VP,SC	3	\$925.66
32655	HOUHOKU	07/30/1976	Active	18	0	0	0	0.00%	0		11				S,T,M,VP,SC	1	\$1,595.17
Exc Award (06/30/2017, 06/30/2018)																	
24118	IWAKUNI	11/23/1958	Active	38	3	3	0	0.00%	0	21	1				P,S,T,M,VP SC	8	\$1,720.01
24119	IWAKUNI NISHIKI	05/04/1962	Active	56	1	1	0	0.00%	0	3	6				M,VP,SC	6	\$2,713.33
24120	IWAKUNI SAKURA	02/11/1965	Active	29	1	0	1	3.57%	0		7				P,T,M,VP,SC	5	\$2,424.49
24121	IWAMI	06/25/1966	Active(1)	34	2	2	0	0.00%	0	3	6		None		P,S,T,M,VP SC	0	\$444.01
24122	IZUMO	01/18/1961	Active	37	1	3	-2	-5.13%	0	10	4				S,T,M,VP,SC	24+	\$2,281.16
24123	IZUMO CHUO	09/13/1964	Active	65	2	2	0	0.00%	0	23	2			N	S,T,M,SC	24+	\$9,465.09
36425	IZUMO LAKEHILL	12/18/1978	Active	13	0	1	-1	-7.14%	0	2	0			N	M,VP,SC	2	\$2,469.82




Club Health Assessment for District 336 D through February 2025

			Status	Membership							Reports					Finance	LCIF
Club Number	Club Name	Charter Date		Current Member Count	YTD Members Added	YTD Members Dropped	YTD Net Growth	YTD Net Growth%	Member Count 12 Months Ago	Avg. length of service for dropped members	Months Since Last MMR ***	Yrs. Since Last Officer Report	President Rotation	Vice President Reported ****	Months Since Last Activity Report ***	Account Balance	Donations for current Fiscal Year
			Number of times on status quo within last two years	If below 15 members appears				If net loss is greater than 20% appears			If no report in 3 months appears in	When more than one year appears in	Number of repeat terms	Notes the officers that do not have an active	If no report at 12 months appears in red		
33001	IZUMO MINAMI	11/18/1976	Active	26	1	0	1	4.00%	0		0			T,M,VP,SC	18		\$1,816.34
24124	IZUMOHIROSE L C	07/14/1963	Active	25	0	0	0	0.00%	0		11	1	None	P,S,T,M,VP SC	24+		\$826.63
24127	KAKEYA	05/24/1970	Active	27	1	2	-1	-3.57%	0	24	0		N	P,S,T,M,VP SC	6		\$465.66
24131	KAMO	08/28/1966	Active	28	1	0	1	3.70%	0		5		N	S,T,M,VP,SC	14		\$1,925.81
32851	KASHIMA SHIMANE	10/19/1976	Active	36	6	2	4	12.50%	0	20	0		None	P,S,T,M,VP SC	24+		\$1,326.48
24128	KIKUGAWA	05/05/1968	Active	14	1	2	-1	-6.67%	0	22	0			T,M,VP,SC	15		\$832.83
24136	KISUKI	08/30/1964	Active	32	1	1	0	0.00%	0	37	1		N	P,T,M,VP,SC	2		\$326.61
24139	KUDAMATSU	07/24/1960	Active	20	0	0	0	0.00%	0		8			P,S,T,M,VP SC	13		\$396.77
38242	KUDAMATSU CHUO	03/19/1980	Active	28	1	0	1	3.70%	0		7			P,T,M,VP,SC	4		\$439.99
39388	KUSUNOKI	01/31/1981	Active	19	1	2	-1	-5.00%	0	19	4		N	S,T,VP,SC	24+		\$456.08
24145	MASUDA	01/18/1961	Active	56	4	3	1	1.82%	0	17	0		N		1		\$2,666.30
Exc Award (06/30/2017, 06/30/2018)																	
38012	MASUDA AKEBONO	01/31/1980	Active	23	0	1	-1	-4.17%	0	3	1		N		0		\$440.00
Exc Award (06/30/2016, 06/30/2018, 06/30/2020)																	
24146	MATSUE	06/10/1956	Active	81	12	5	7	9.46%	0	10	0		N	SC	20		\$8,550.42
Exc Award (06/30/2024)																	
47276	MATSUE AOI	04/28/1987	Active	70	11	12	-1	-1.41%	0	17	0		N	T,M,SC	6		\$5,399.45
Exc Award (06/30/2016, 06/30/2018)																	
24147	MATSUE KOJO	06/14/1964	Active	84	1	1	0	0.00%	0	19	3		N	P,T,M,VP,SC	12		\$12,244.79
Exc Award (06/30/2018)																	
24151	MINE	07/21/1962	Active	26	1	0	1	4.00%	0		6		None	P,S,T,M,VP SC	20		\$3,679.55
24154	MITOYA	06/24/1966	Active	19	3	2	1	5.56%	0	18	5		N	S,T,VP,SC	4		\$1,248.23
59182	MIZUHO	02/24/1997	Active	45	1	1	0	0.00%	0	4	2			P,S,T,M,VP SC	24+		\$653.23
24159	NAGATO	09/09/1962	Active	55	1	1	0	0.00%	0	2	2			M,VP,SC	0		\$6,938.27
24163	NITA	12/17/1967	Active	46	1	0	1	2.22%	0		6		N	SC	0		\$2,300.25
24165	ODA	01/20/1963	Active	35	2	2	0	0.00%	0	4	4		N	P,M,VP,SC	7		\$2,391.95




Club Health Assessment for District 336 D through February 2025

			Status	Membership							Reports					Finance	LCIF	
Club Number	Club Name	Charter Date		Current Member Count	YTD Members Added	YTD Members Dropped	YTD Net Growth	YTD Net Growth%	Member Count 12 Months Ago	Avg. length of service for dropped members	Months Since Last MMR ***	Yrs. Since Last Officer Report	President Rotation	Vice President Reported ****	Months Since Last Activity Report ***	Account Balance	Donations for current Fiscal Year	
			Number of times on status quo within last two years	If below 15 members appears				If net loss is greater than 20% appears			If no report in 3 months appears in	When more than one year appears in	Number of repeat terms		Notes the officers that do not have an active	If no report at 12 months red		
55426	OHCHI DAIWA	03/08/1994	Active	9	0	0	0	0.00%	0		6		None		P,S,T,M,VP SC	24+		\$244.33
24167	ONODA	06/27/1960	Active	35	2	2	0	0.00%	0	2	6			N	M,VP,SC	24+		\$3,400.96
24171	OSHIMA	03/22/1964	Active	16	1	0	1	6.67%	0		6			N	S,T,M,SC	24+		\$1,600.03
30987	OSHIMA CHUO	06/20/1975	Active	13	1	0	1	8.33%	0		6				P,M,VP,SC	24+		\$259.86
24172	OSHIMA ORANGE	06/11/1971	Active	19	0	0	0	0.00%	0		8	1	None		P,S,T,M,VP SC	24+		
36426	SADA	12/19/1978	Active	21	2	1	1	5.00%	0	2	1			N	P,S,T,VP,SC	8		\$222.01
48590	SAKURAE	05/17/1988	Active	15	0	1	-1	-6.25%	0	23	2			N	T,SC	0		\$1,534.13
24176	SANYO	10/30/1962	Active	29	0	2	-2	-6.45%	0	44	0			N	P,T,M,VP,SC	24+		\$2,956.56
24182	SHIMONOSEKI	12/14/1958	Active	22	0	3	-3	-12.00%	0	15	2				S,T,M,VP,SC	14		\$641.29
24177	SHIMONOSEKI CHOFU	03/13/1965	Active	16	0	0	0	0.00%	0		9			N	T,SC	1		\$463.75
24181	SHIMONOSEKI EAST	09/09/1962	Active	34	2	1	1	3.03%	0	3	2			N	P,T,VP,SC	1		\$1,110.96
30663	SHIMONOSEKI HIBIKINADA	04/25/1975	Active	21	2	0	2	10.53%	0		1		None		P,S,T,M,VP SC	0		
109097	SHIMONOSEKI ISHIN	08/23/2010	Active	17	0	2	-2	-10.53%	0	8	2			N	P,M,VP,SC	6		
24186	SHIMONOSEKI NORTH	03/27/1966	Active	51	3	0	3	6.25%	0		1			N	S,VP,SC	0		\$2,237.07
46799	SHIMONOSEKI SHINSHIMONOSEKI	12/29/1986	Active	29	0	0	0	0.00%	0		1				T,M,VP,SC	3		\$886.48
24178	SHIMONOSEKI WEST	03/13/1964	Active	26	1	0	1	4.00%	0		1				S,T,M,VP,SC	1		\$1,826.48
24160	SHIN NANYO	02/09/1964	Active	26	4	2	2	8.33%	0	3	0			N	P,T,M,VP,SC	0		\$2,461.19
24180	SHINJI	10/29/1973	Active	35	0	0	0	0.00%	0		0		None	N	P,S,M,VP,SC	12		\$2,880.67
50363	SHINNANYO WAKAYAMA	03/21/1990	Active	25	5	1	4	19.05%	0	0	0			N	P,M,VP,SC	0		\$2,035.07
24185	SHUHO	06/19/1965	Active	10	0	0	0	0.00%	0		11	1	None		P,S,T,M,VP SC	12		\$395.50
24188	TABUSE	09/04/1966	Active	19	1	0	1	5.56%	0		7			N	T,VP,SC	4		\$628.23
32127	TAISHA	04/28/1976	Active	17	0	0	0	0.00%	0		8			N	P,T,SC	2		\$392.10
24190	TOKUYAMA	11/05/1960	Active	19	3	1	2	11.76%	0	6	0			N	T,SC	5		\$2,135.23
24197	TOKUYAMA CHUO	11/10/1968	Active	35	1	5	-4	-10.26%	0	1	0			N	T,M,SC	4		\$2,018.07
Exc Award (06/30/2024)																		



Club Health Assessment for District 336 D through February 2025

<div></div> <div>Club Number Club Name Charter Date</div>			Status	Membership							Reports					Finance		LCIF
				Current Member Count	YTD Members Added	YTD Members Dropped	YTD Net Growth	YTD Net Growth%	Member Count 12 Months Ago	Avg. length of service for dropped members	Months Since Last MMR ***	Yrs. Since Last Officer Report	President Rotation	Vice President Reported ****	Months Since Last Activity Report ***	Account Balance	Donations for current Fiscal Year	
			Number of times on status quo within last two years	If below 15 members appears					If net loss is greater than 20% appears			If no report in 3 months appears in	When more than one year appears in	Number of repeat terms	Notes the officers that do not have an active	If no report at 12 months appears in red		
36647	TONBARA	02/05/1979	Active	20	0	0	0	0.00%	0		10	1	None		P,S,T,M,VP SC	24+		
24192	TOYOURA	02/27/1961	Active	14	2	1	1	7.69%	0	17	0			N	P,S,T,M,VP SC	24+		
24198	UBE	05/30/1959	Active	61	2	2	0	0.00%	0	2	2				M,VP,SC	24+		\$7,209.07
78752	UBE HARMONY	04/09/2004	Active	27	2	0	2	8.00%	0		7				P,T,M,VP,SC	15		\$6,732.84
41771	UBE KATABAMI	07/30/1982	Active	23	0	0	0	0.00%	0		5				P,S,T,M,VP SC	24+		\$3,760.50
49060	UBE SALVIA	11/28/1988	Active	22	3	0	3	15.79%	0		7				M,VP,SC	24+		\$1,726.53
24199	UBE SHINKAWA	09/04/1966	Active	28	0	0	0	0.00%	0		5		None		P,S,T,M,VP SC	19		\$4,000.01
24200	UBE TOKIWA	08/27/1962	Active	9	0	0	0	0.00%	0		11		4		S,T,M,VP,SC	24+		\$297.58
45392	YAKUMO	09/30/1985	Active	12	0	1	-1	-7.69%	0	10	7			N	P,S,T,M,VP SC	0		\$396.72
24201	YAMAGUCHI	09/28/1960	Active	34	1	1	0	0.00%	0	2	7			N	P,S,M,VP,SC	24+		\$444.01
24202	YAMAGUCHI CHUO	05/20/1971	Active	37	10	1	9	32.14%	0	2	0			N	M,SC	0		\$826.63
24203	YAMAGUCHI SAIKYO	12/10/1967	Active	25	2	2	0	0.00%	0	14	0		None		P,S,T,M,VP SC	0		\$693.95
24204	YANAI	04/12/1962	Active	21	0	1	-1	-4.55%	0	35	5		None		P,S,T,M,VP SC	1		\$420.01
24206	YASUGI	10/23/1961	Active	38	2	0	2	5.56%	0		6			N	S,M,SC	2		\$822.73
32258	YASUGI TOKAMI	05/18/1976	Active	67	5	1	4	6.35%	0	5	1			N	M,SC	14		\$2,280.00
98601	YOKOTA	02/20/2007	Active	28	2	0	2	7.69%	0		1			N	P,S,T,M,VP SC	24+		\$326.62


Clubs Cancelled Previous Fiscal Year – Clubs Cancelled within last 12 months may be reinstated

Club Number	Club Name	Charter Date	Current Status*	Cancellation Date
58598	SHIMONOSEKI CHUO	07/09/1996	Cancelled(6*)	06/29/2024
24205	YANAI CHUO	06/01/1969	Cancelled(6*)	06/29/2024

Current Total Clubs Count	YTD New Clubs Count	YTD Cancelled Clubs Count	YTD Net Club Gain	Current Total Members Count	YTD Add	YTD Drop	YTD Net Growth	YTD Net Growth %	Member Count 12 Months Ago	Average Member Count Per Club	% of Clubs with less than 20 members	% No MMR in 3 Months	% No Officer Report in 12 Months	% of Clubs with balance 90+ days	Number of Clubs in Status Quo	% Status Quo Clubs in Financial Suspension	Number of Cancelled Clubs	Average Cancelled Club Age	Members Lost Due to Cancellation	% of Clubs Cancelled for Non-Financial Reasons
83	1	0	1	2,645	197	96	101	3.97%	0	32	24%	47%	5%	0%	0	0%	0	0	0	0%



Club Health Assessment for District 336 D through February 2025

			Status	Membership							Reports					Finance	LCIF
Club Number	Club Name	Charter Date		Current Member Count	YTD Members Added	YTD Members Dropped	YTD Net Growth	YTD Net Growth%	Member Count 12 Months Ago	Avg. length of service for dropped members	Months Since Last MMR ***	Yrs. Since Last Officer Report	President Rotation	Vice President Reported ****	Months Since Last Activity Report ***	Account Balance	Donations for current Fiscal Year
			Number of times on status quo within last two years	If below 15 members appears				If net loss is greater than 20% appears			If no report in 3 months appears in	When more than one year appears in	Number of repeat terms	Notes the officers that do not have an active	If no report at 12 months appears in red		

* - P - Priority Club. Cancellation Reasons: 1-Objectives/conduct, 2-Non-active club, 5-Non-existing club, 6-Disbanding, 7-Merger, 8-Financial Suspension, 9-District/Multiple District Dues.
** - Abbreviation: P-President, S-Secretary, T-Treasurer, M-Member Chairperson, VP-First Vice President, MC-Communications Chairperson, SC-Service Chairperson
*** - Abbreviation: N/R - Never reported using the Lions Clubs website, N/A - Not applicable, No password registered for the Lions Clubs website.
**** - Abbreviation: N - New, IP - Immediate Past, R - Repeat.